

Bitwise®

PRODUCT LIST

# Bitwise ETPs: Designed for *Your Crypto Strategy*

All data accurate as of 15-04-2025

# Institutional-Quality Crypto ETPs

OVERVIEW

PERFORMANCE (PERIODS)

PERFORMANCE (YEARS)

RISK PROFILE

Asset / Strategy	Product name	Ticker	ISIN	Inception date	AUM	Currencies	Exchanges	Underlying	TER
Bitcoin	Bitwise Core Bitcoin ETP	BTC1	DE000A4AER62	24.01.2024	\$ 30.74 M	EUR USD	XETR EPA ENA	CME CF Bitcoin Reference Rate	0.20%
Bitcoin	Bitwise Physical Bitcoin ETP	BTCE	DE000A27Z304	08.06.2020	\$ 1,060.44 M	EUR USD GBP CHF	XETR AQXE EPA CBOE AQXA ENA VIE SIX	Bloomberg XBT CFIX Currency	2.00%
Top 20	Bitwise MSCI Digital Assets Select 20 ETP	DA20	DE000A3G3ZL3	28.03.2024	\$ 11.19 M	EUR CHF USD	EPA BX XETR	MSCI Global Digital Assets Select Top 20 Capped Index	1.49%
Bitcoin and Gold	Bitwise Diaman Bitcoin & Gold ETP	BTCG	DE000A4AKW34	19.02.2025	\$ 1.66 M	EUR USD	EPA ENA	Diaman Bitcoin & Gold Index	1.49%
Ethereum	Bitwise Physical Ethereum ETP	ZETH	DE000A3GMKD7	04.03.2021	\$ 58.28 M	EUR USD CHF GBP	VIE XETR SIX EPA ENA	Bloomberg XET CFIX Currency	1.49%
Staked Ethereum	Bitwise Ethereum Staking ETP	ET32	DE000A3G90G9	24.01.2024	\$ 39.82 M	EUR USD	XETR	Compass Ethereum Total Return Monthly Index	0.65%
Solana	Bitwise Physical Solana ETP	ESOL	DE000A3GVKZ1	09.12.2021	\$ 17.18 M	USD GBP EUR CHF	XETR SIX	CryptoCompare SOL CCCAGG	1.95%
Staked Solana	Bitwise Solana Staking ETP	BSOL	DE000A4A59D2	11.12.2024	\$ 1.62 M	EUR USD	XETR	Compass Solana Total Return Monthly Index	0.85%
Staked Aptos	Bitwise Aptos Staking ETP	APTB	DE000A4AJWU3	12.11.2024	\$ 21.03 M	USD CHF	SIX	Compass Aptos Total Return 90% Index	0.85%
XRP	Bitwise Physical XRP ETP	GXRP	DE000A3GYNB0	19.04.2022	\$ 234.06 M	EUR	XETR	Bloomberg XRP CFIX Currency	1.95%
Litecoin	Bitwise Physical Litecoin ETP	ELTC	DE000A3GN5J9	22.03.2021	\$ 6.12 M	USD GBP EUR CHF	XETR SIX ENA EPA VIE	Bloomberg XLC CFIX Currency	2.00%
Cardano	Bitwise Physical Cardano ETP	RDAN	DE000A3GVKY4	09.12.2021	\$ 3.38 M	EUR	XETR	CryptoCompare ADA CCCAGG	1.95%













# Institutional-Quality Crypto ETPs

OVERVIEW

PERFORMANCE (PERIODS)

PERFORMANCE (YEARS)

RISK PROFILE

Asset / Strategy	Product name	Ticker	ISIN	Inception date	1M	3M	6M	1Y	3Y	Since Inception
 Bitcoin	Bitwise Core Bitcoin ETP	BTC1	DE000A4AER62	24.01.2024	+2.35%	-14.25%	+27.22%	-	-	+33.85%
 Bitcoin	Bitwise Physical Bitcoin ETP	BTCE	DE000A27Z304	08.06.2020	+1.61%	-14.71%	+25.73%	+29.74%	+96.55%	+695.74%
 Top 20	Bitwise MSCI Digital Assets Select 20 ETP	DA20	DE000A3G3ZL3	28.03.2024	-6.97%	-29.46%	+12.12%	-7.10%	-	+81.24%
 Bitcoin and Gold	Bitwise Diamoan Bitcoin & Gold ETP	BTCG	DE000A4AKW34	19.02.2025	+7.46%	-	-	-	-	+2.32%
 Ethereum	Bitwise Physical Ethereum ETP	ZETH	DE000A3GMKD7	04.03.2021	-15.56%	-51.69%	-38.13%	-48.90%	-48.45%	-0.39%
 Staked Ethereum	Bitwise Ethereum Staking ETP	ET32	DE000A3G90G9	24.01.2024	-15.06%	-51.31%	-37.15%	-48.21%	-	-40.59%
 Solana	Bitwise Physical Solana ETP	ESOL	DE000A3GVKZ1	09.12.2021	+2.43%	-33.85%	-14.47%	-11.07%	+21.58%	-32.47%
 Staked Solana	Bitwise Solana Staking ETP	BSOL	DE000A4A59D2	11.12.2024	+3.72%	-32.54%	-	-	-	-42.59%
 Staked Aptos	Bitwise Aptos Staking ETP	APT8	DE000A4AJWU3	12.11.2024	-12.78%	-49.50%	-	-	-	-58.69%
 XRP	Bitwise Physical XRP ETP	GXRP	DE000A3GYNB0	19.04.2022	-8.81%	-28.32%	+284.64%	+326.07%	-	+161.78%
 Litecoin	Bitwise Physical Litecoin ETP	ELTC	DE000A3GN5J9	22.03.2021	-18.20%	-27.96%	+6.03%	-4.25%	-34.78%	-71.07%
 Cardano	Bitwise Physical Cardano ETP	RDAN	DE000A3GVKY4	09.12.2021	-13.51%	-42.00%	+79.44%	+32.11%	-36.43%	-55.05%












# Institutional-Quality Crypto ETPs

OVERVIEW

PERFORMANCE (PERIODS)

PERFORMANCE (YEARS)

RISK PROFILE

Asset / Strategy	Product name	Ticker	ISIN	Inception date	YTD	2024	2023	2022	2021	2020
 Bitcoin	Bitwise Core Bitcoin ETP	BTC1	DE000A4AER62	24.01.2024	-11.73%	+49.81%	-	-	-	-
 Bitcoin	Bitwise Physical Bitcoin ETP	BTCE	DE000A27Z304	08.06.2020	-12.05%	+120.73%	+150.42%	-64.67%	+55.46%	+194.84%
 Top 20	Bitwise MSCI Digital Assets Select 20 ETP	DA20	DE000A3G3ZL3	28.03.2024	-29.02%	+76.35%	+39.12%	-	-	-
 Bitcoin and Gold	Bitwise Diamoan Bitcoin & Gold ETP	BTCG	DE000A4AKW34	19.02.2025	-	-	-	-	-	-
 Ethereum	Bitwise Physical Ethereum ETP	ZETH	DE000A3GMKD7	04.03.2021	-53.20%	+44.06%	+92.02%	-67.73%	+135.02%	-
 Staked Ethereum	Bitwise Ethereum Staking ETP	ET32	DE000A3G90G9	24.01.2024	-53.09%	+10.83%	-	-	-	-
 Solana	Bitwise Physical Solana ETP	ESOL	DE000A3GVKZ1	09.12.2021	-36.95%	+82.12%	+992.56%	-94.45%	+85.74%	0.00%
 Staked Solana	Bitwise Solana Staking ETP	BSOL	DE000A4A59D2	11.12.2024	-35.62%	-14.75%	-	-	-	-
 Staked Aptos	Bitwise Aptos Staking ETP	APT8	DE000A4AJWU3	12.11.2024	-49.11%	-22.11%	-	-	-	-
 XRP	Bitwise Physical XRP ETP	GXRP	DE000A3GYNB0	19.04.2022	-11.15%	+233.05%	+80.35%	-56.64%	-	-
 Litecoin	Bitwise Physical Litecoin ETP	ELTC	DE000A3GN5J9	22.03.2021	-28.05%	+35.52%	+9.08%	-54.05%	+36.76%	0.00%
 Cardano	Bitwise Physical Cardano ETP	RDAN	DE000A3GVKY4	09.12.2021	-34.53%	+41.25%	+142.64%	-81.60%	+50.67%	0.00%







# Institutional-Quality Crypto ETPs

OVERVIEW

PERFORMANCE (PERIODS)

PERFORMANCE (YEARS)

RISK PROFILE

Asset / Strategy	Product name	Ticker	ISIN	Inception date	Volatility 1Y	Volatility 3Y	Volatility 5Y	Return/Risk 1Y	Return/Risk 3Y	Return/Risk 5Y
 Bitcoin	Bitwise Core Bitcoin ETP	BTC1	DE000A4AER62	24.01.2024	–	–	–	–	–	–
 Bitcoin	Bitwise Physical Bitcoin ETP	BTCE	DE000A27Z304	08.06.2020	50.83%	53.10%	–	0.59	0.50	–
 Top 20	Bitwise MSCI Digital Assets Select 20 ETP	DA20	DE000A3G3ZL3	28.03.2024	63.80%	–	–	-0.09	–	–
 Bitcoin and Gold	Bitwise Diaman Bitcoin & Gold ETP	BTCG	DE000A4AKW34	19.02.2025	–	–	–	–	–	–
 Ethereum	Bitwise Physical Ethereum ETP	ZETH	DE000A3GMKD7	04.03.2021	70.24%	66.12%	–	-0.70	-0.30	–
 Staked Ethereum	Bitwise Ethereum Staking ETP	ET32	DE000A3G90G9	24.01.2024	69.42%	–	–	-0.69	–	–
 Solana	Bitwise Physical Solana ETP	ESOL	DE000A3GVKZ1	09.12.2021	86.64%	100.55%	–	-0.13	0.07	–
 Staked Solana	Bitwise Solana Staking ETP	BSOL	DE000A4A59D2	11.12.2024	–	–	–	–	–	–
 Staked Aptos	Bitwise Aptos Staking ETP	APT8	DE000A4AJWU3	12.11.2024	–	–	–	–	–	–
 XRP	Bitwise Physical XRP ETP	GXRP	DE000A3GYNB0	19.04.2022	116.11%	–	–	2.81	–	–
 Litecoin	Bitwise Physical Litecoin ETP	ELTC	DE000A3GN5J9	22.03.2021	85.26%	76.06%	–	-0.05	-0.16	–
 Cardano	Bitwise Physical Cardano ETP	RDAN	DE000A3GVKY4	09.12.2021	113.76%	89.24%	–	0.28	-0.16	–

# Crypto ETPs *Backed by Crypto Specialists*

Bitwise is one of the world's leading crypto specialist asset managers. Thousands of financial advisors, family offices, and institutional investors across the globe have partnered with us to understand and access the opportunities in crypto. Since 2017, Bitwise has established a track record of excellence managing a broad suite of index and active solutions across ETPs, separately managed accounts, private funds, and hedge fund strategies – spanning both the U.S. and Europe.

In Europe, for the past four years Bitwise (formerly ETC Group) has developed an extensive and innovative suite of crypto ETPs, including Europe's most liquid bitcoin ETP (BTCE), or the first diversified Crypto Basket ETP replicating an MSCI digital assets index.

This family of crypto ETPs is domiciled in Germany and approved by BaFin. We exclusively partner with reputable entities from the traditional financial industry, ensuring that 100% of the assets are securely stored offline (cold storage) through regulated custodians.

Our European products comprise a collection of carefully designed financial instruments that seamlessly integrate into any professional portfolio, providing comprehensive exposure to crypto as an asset class. Access is straightforward via major European stock exchanges, with primary listings on Xetra, the most liquid exchange for ETF trading in Europe. Retail investors benefit from easy access through numerous DIY/online brokers, coupled with our robust and secure physical ETP structure, which includes a redemption feature.

## A team of *crypto experts* at your fingertips

clients@bitwiseinvestments.com



### LONDON

3rd Floor Quality House,  
5-9 Quality Court  
Chancery Lane,  
WC2A 1HP, London,  
United Kingdom



### FRANKFURT

Issuer:  
Bitwise Europe GmbH  
Thurn- und Taxis Platz 6  
60313 Frankfurt,  
Germany

## Risk Warnings

- Cryptocurrencies and products linked to cryptocurrencies are highly volatile.
- You can lose some or all of your investment.
- Risks of investing are numerous and include market, price, currency, liquidity, operational, legal, and regulatory risks.
- Exchange traded products do not offer a fixed income or match precisely the performance of the underlying cryptocurrency.
- Investment in cryptocurrencies and products linked to cryptocurrencies are only suitable for experienced investors and you should seek independent advice and check with your broker prior to investing.

## Before investing in crypto Exchange Traded Products ("ETPs"), potential investors should consider the following:

Potential investors should seek independent advice and consider relevant information contained in the base prospectus and the final terms for the ETPs, especially the risk factors. ETPs issued by Bitwise Europe GmbH are suitable only for persons experienced in investing in cryptocurrencies and risks of investing can be found in the prospectus and final terms available on [www.bitwiseinvestments.com/eu](http://www.bitwiseinvestments.com/eu). The invested capital is at risk, and losses up to the amount invested are possible. ETPs backed by cryptocurrencies are highly volatile assets and performance is unpredictable. Past performance is not a reliable indicator of future performance. The market price of ETPs will vary and they do not offer a fixed income or match precisely the performance of the underlying cryptocurrency. Investing in ETPs involves numerous risks including general market risks relating to underlying, adverse price movements, currency, liquidity, operational, legal and regulatory risks.